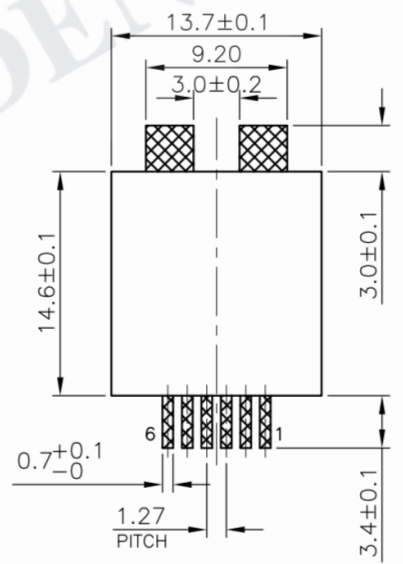
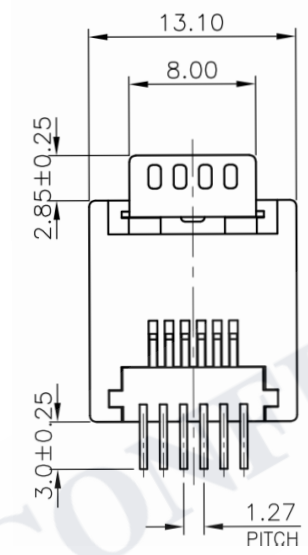
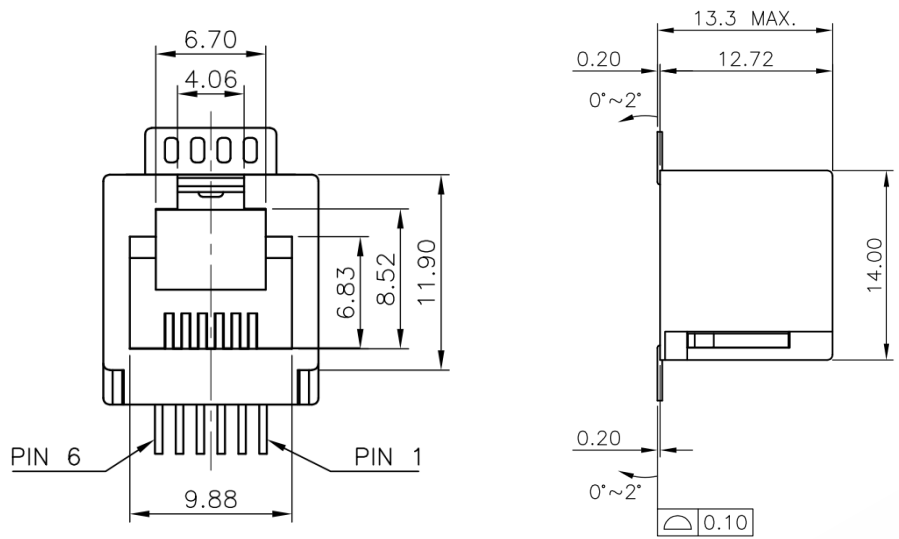


DESCRIPTION	DATE	APPD
	10/17/2009	



RECOMMENDED PCB LAYOUT
 PCB THICKNESS: 1.6mm
 TOLERANCE: ±0.05mm (TOP VIEW)

NOTES:
 CAVITY CONFIRMS TO FCC RULES AND REGULATION PART 68, SUBPART F.

1. CONNECTOR MATERIALS:
 1.1 HOUSING: PA9T, WITH GLASS FIBER, UL94V-0, STANDARD COLOR-BLACK
 1.2 INSERT HOUSING: PA46, WITH GLASS FIBER, UL94V-0, STANDARD COLOR-BLACK.
 1.3 CONTACTS : PHOSPHOR BRONZE
 1.4 HOLD DOWN: BRASS.
2. FINISH:
 2.1 CONTACT PLATING: 6μ" [0.152 μm] GOLD PLATED ON CONTACT AREA, GOLD FLASH PLATED ON SOLDER TAIL, 50μ" [1.27 μm] MIN. NICKEL UNDERPLATED OVERALL.
 2.2 SHELL: 50μ" [1.27 μm] MIN. MATTE TIN PLATED.



X:X	±0.30	APPD: Jessie	TELEWIRE TECHNOLOGY CO., LIMITED
X:XX	±0.25	CHKD: Kevin	
X:XXX	±0.05	DR: Michael	Surface Mount RJ11 Connector without Integrated Magnetics, Top Entry
ANGLES	±1°	UNIT: mm	PART NO. : TWE08497725LFGIM
	SCALE: 2/1	SHEET: 2/2	REV: A DWG NO. : TWE08497725LFGIM